



Eco Tirana: Public management of waste collection and city hygiene

Presentation of the company.

Eco Tirana sh.a

Date of establishment: 09 September 2016

Start of activity: 12 December 2016

First extension: 28 September 2021

Second extension: 08 March 2024

Third extension: 16 June 2026


Company owned by:

Municipality of Tirana (51%) and

**Magis S.p.A. (49%), owned by the Municipalities of
Verona and Vicenza.**

Bashkohu me ne për ndryshimin!

Employees of the company



	Current	Expected shortly
Administrative roles	17	23
Inspection service	28	32
Workshops and maintenance	27	27
Street cleaners	754	866
Drivers	84	134

910 Employees today



1082 Employees after the increase in volumes

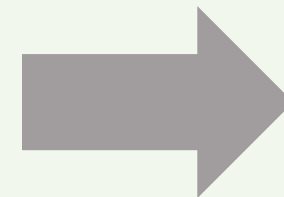
Company fleet



Current vehicles

- Compactor trucks - 48
- Road sweepers - 9
- Water tankers - 7
- Ghibli vehicles and bin-washing trucks - 13
- Crane trucks / “Ragno” vehicles - 4
- 5 m³ vehicles - 14

Totale vehicles - 95



With new investments

- Compactor trucks - 56 (5 mezzi in arrivo)
- Road sweepers - 11
- Autobotti - 8
- Ghibli vehicles and bin-washing trucks - 17
- Crane trucks / “Ragno” vehicles - 4
- 5 m³ vehicles - 19

Totale vehicles - 115

Rainwater harvesting



2 underground tanks with a total capacity of 70 m³



Loading system for water tankers



Automated waste bin washing service



Washing of 1,700-litre bins with automated vehicles – April 2025



Automated Washing of 3,750-Litre Bins – February 2025



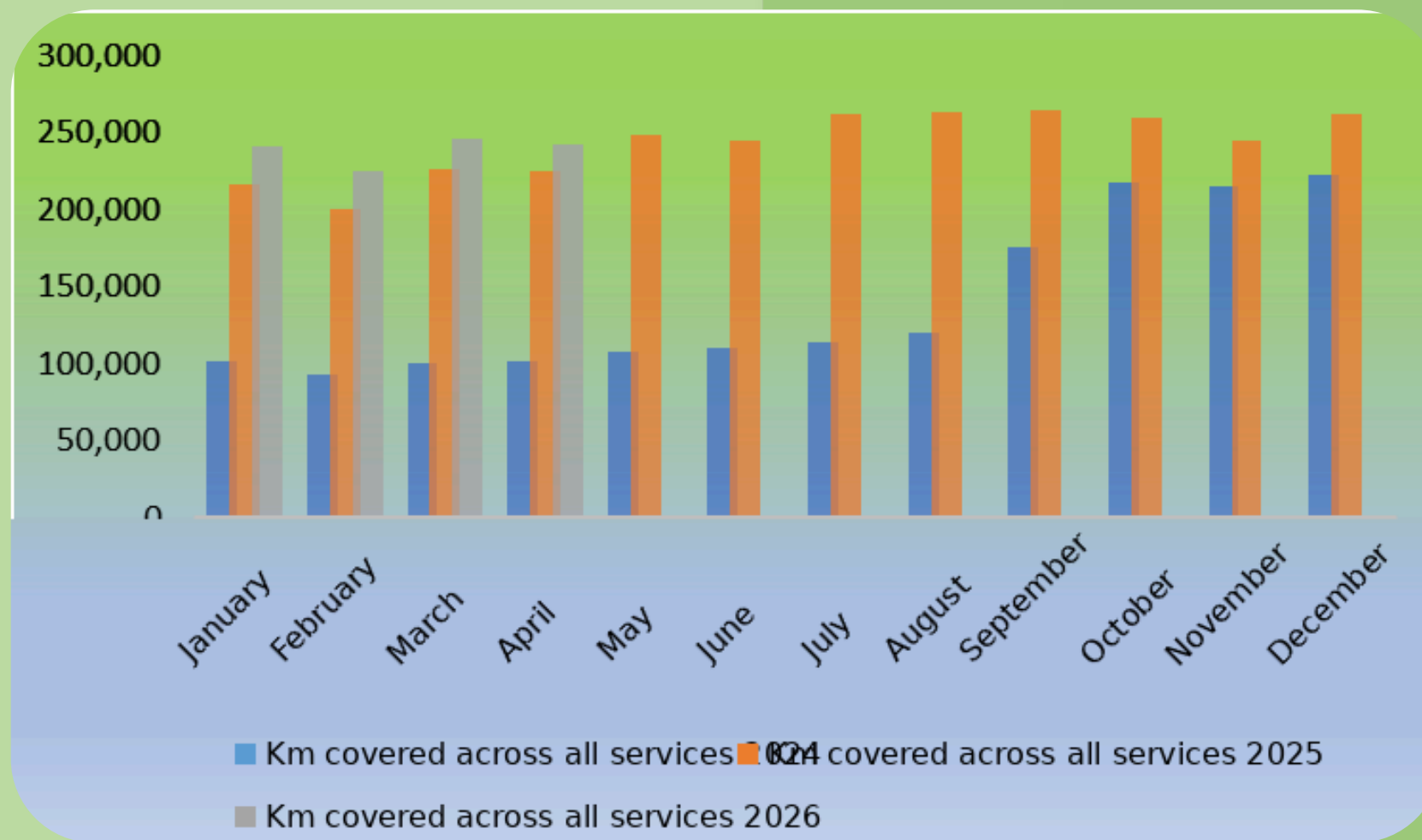
Water treatment plant for wastewater generated by the bin-washing service





Numerical data

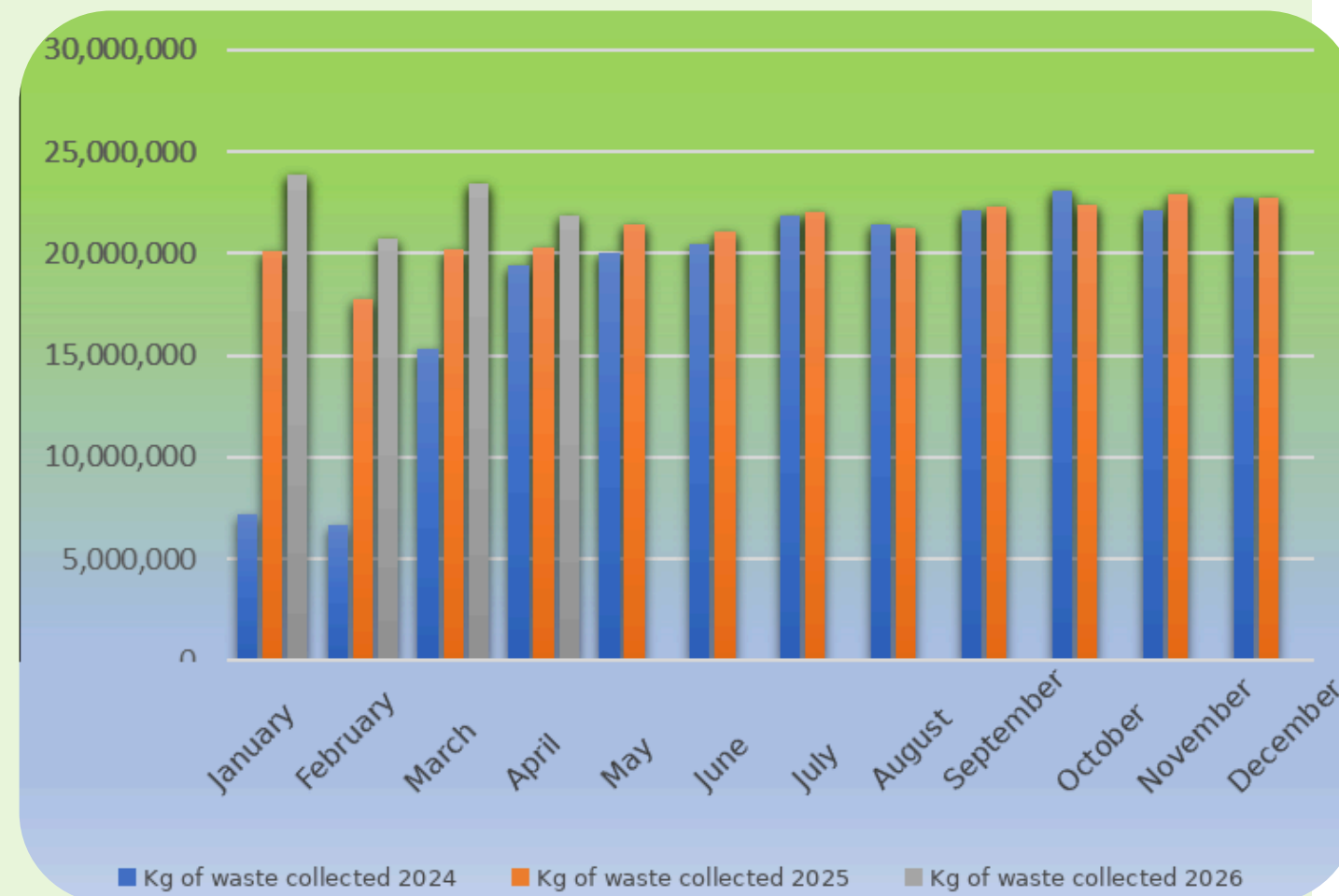
Kilometres covered for all services



Total 2024 - 1,679,905 km
 Total 2025 - 2,917,775 km
 74 % increase

January 2026 **+11 %** over 2025
 February 2026 **+12 %** over 2025
 March 2026 **+9 %** over 2025
 April 2026 **+8 %** over 2025

Quantity of waste collected

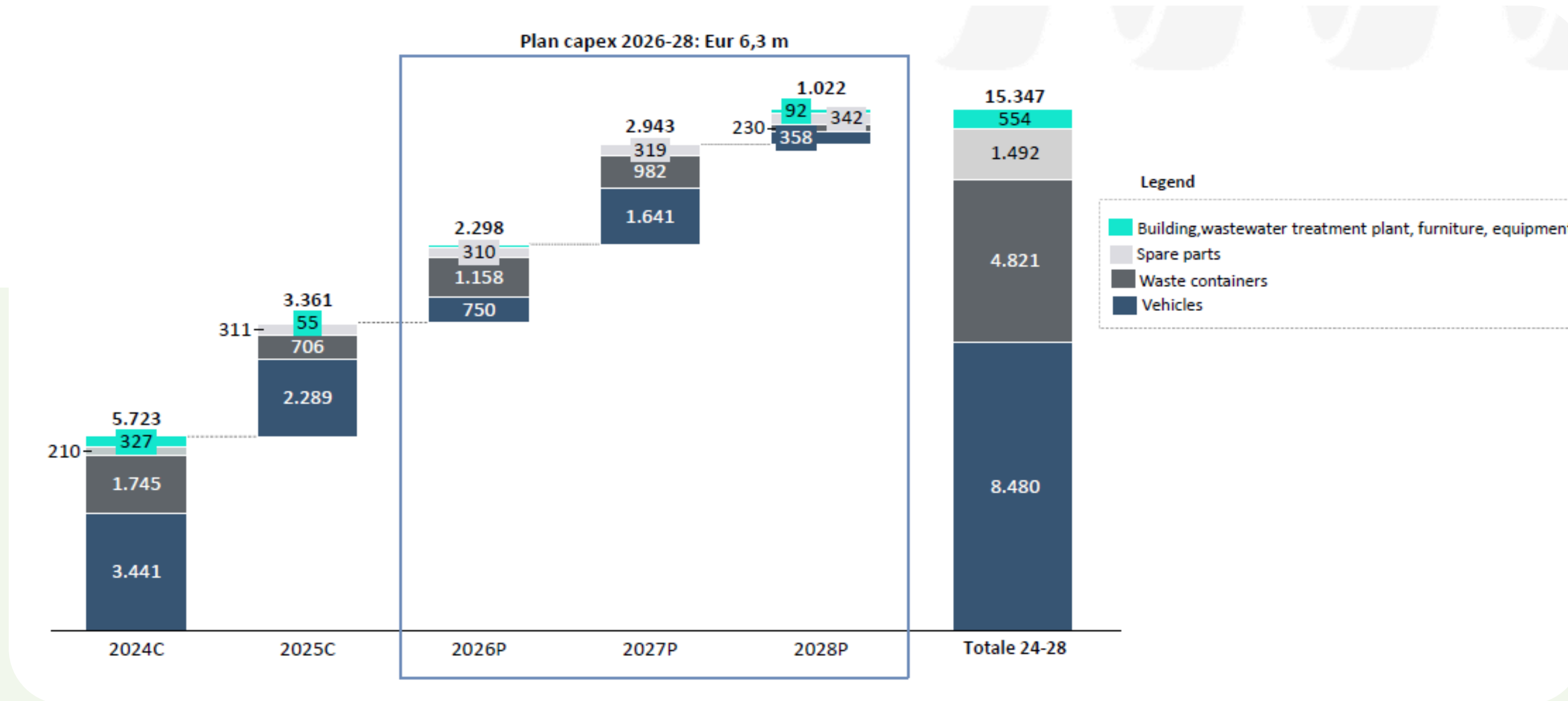


Total 2024 - 222,507,195 kg
Total 2025 - 254,421,790 kg
14 % increase

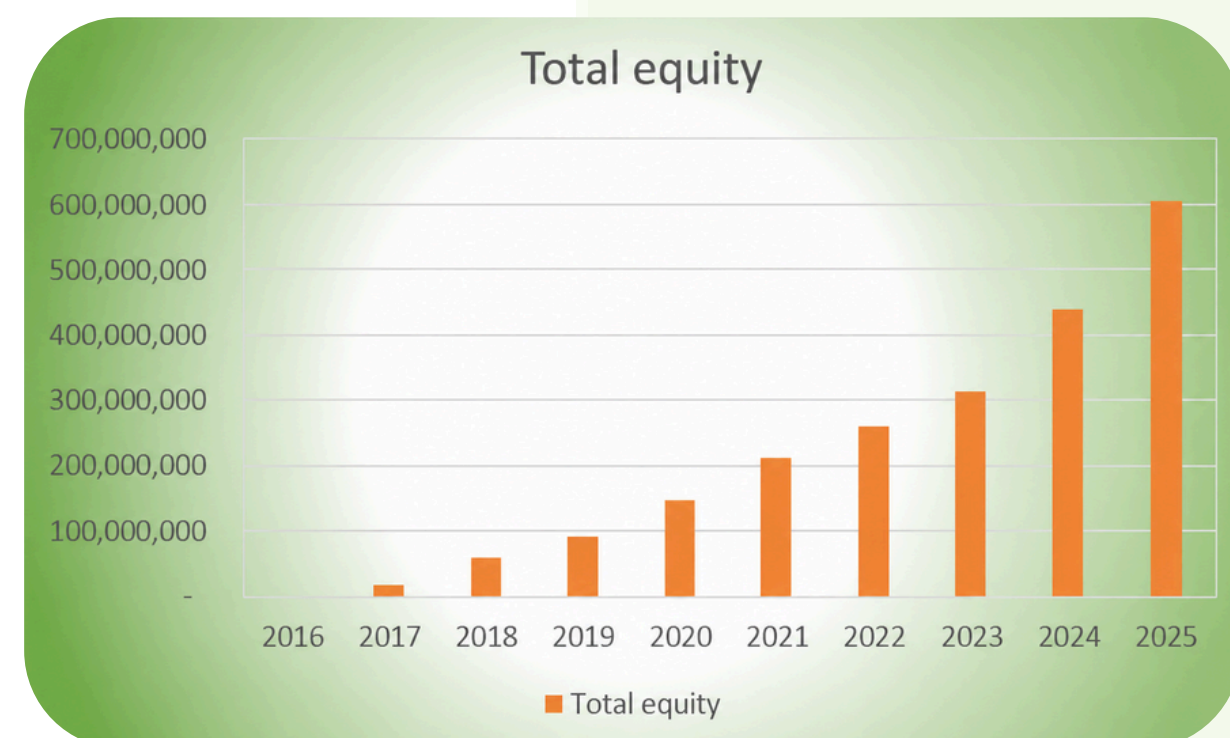
January 2026 +18 % over 2025
February 2026 +17 % over 2025
March 2026 +16 % over 2025
April 2026 +8 % over 2025

Note: inert waste is included in the 2024 and 2025 figures; as of November 2025, it has no longer been counted.

CAPEX Investments



Company Value Increase



Anno	Assigned capital	Reservs	Retained earnings / Accumulated losses	Net profit / loss for the financial year	Total capital
2016	3,900,000	-	-	1,894,701	2,005,299
2017	3,900,000	-	4,683,468	18,108,828	17,325,360
2018	3,900,000	-	13,425,360	43,372,380	60,697,740
2019	3,900,000	-	56,797,740	30,424,473	91,122,213
2020	3,900,000	-	87,222,213	54,746,827	145,869,040
2021	3,900,000	35,869,040	106,100,00	64,682,420	210,551,460
2022	3,900,000	4,682,420	201,969,040	50,140,988	260,692,448
2023	170,000,000	40,551,460	50,140,988	51,189,224	311,881,672
2024	170,000,000	40,551,460	101,330,212	128,045,607	439,927,279
2025	424,000,000	15,927,280	41,121	166,578,743	606,547,144

From 2016 to 2025, the company's equity showed steady growth, with an average annual increase of 143%.

The capital invested by the shareholders increased 155-fold over a 10-year period.



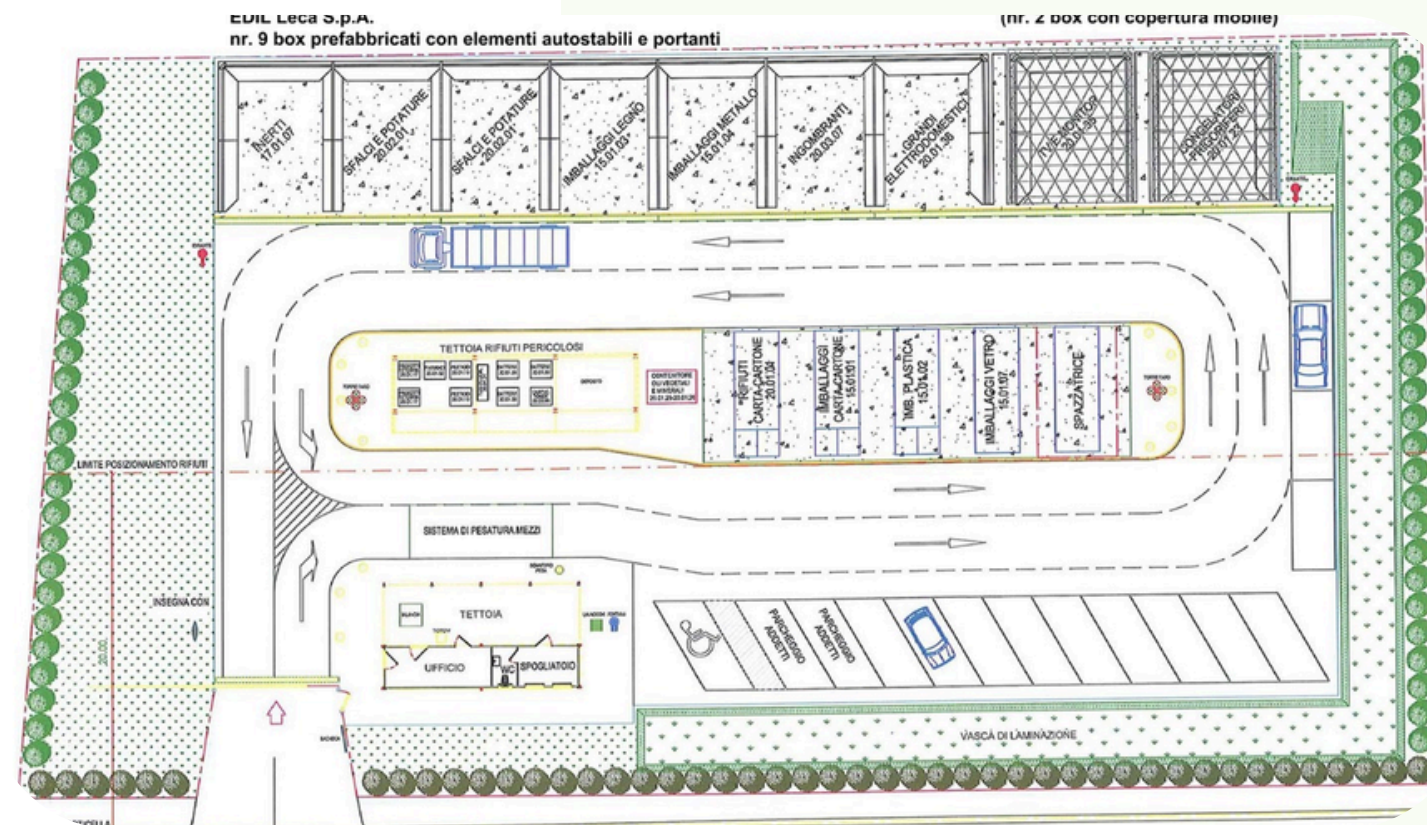
Planning of facilities supporting the waste collection system

Legislative Updates

- **Law No. 57/2025: On Integrated Waste Management**
- **Law No. 74/2025: On Extended Producer Responsibility for Waste-Generating Products**

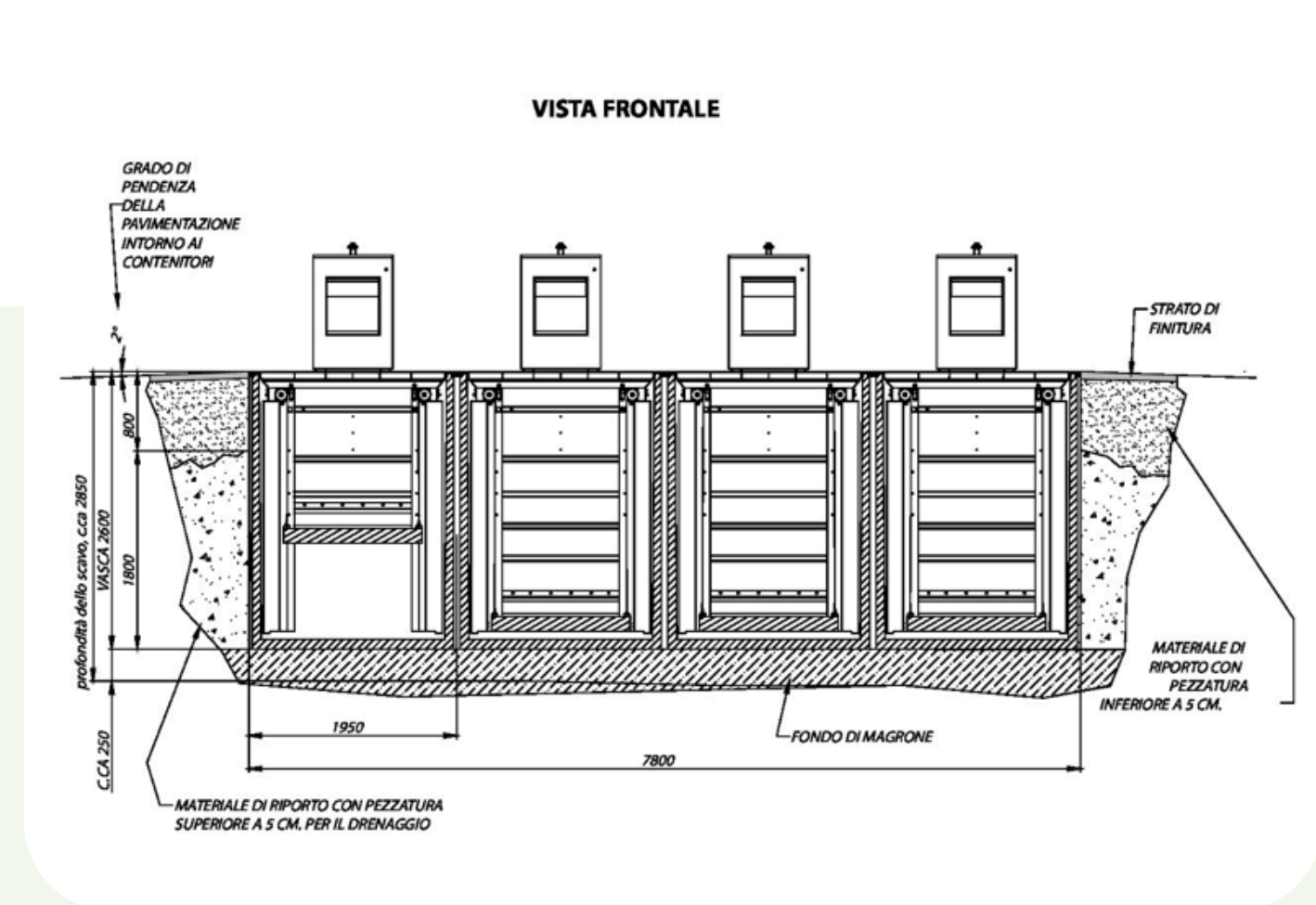


Creation of waste collection eco-islands



eco-islands

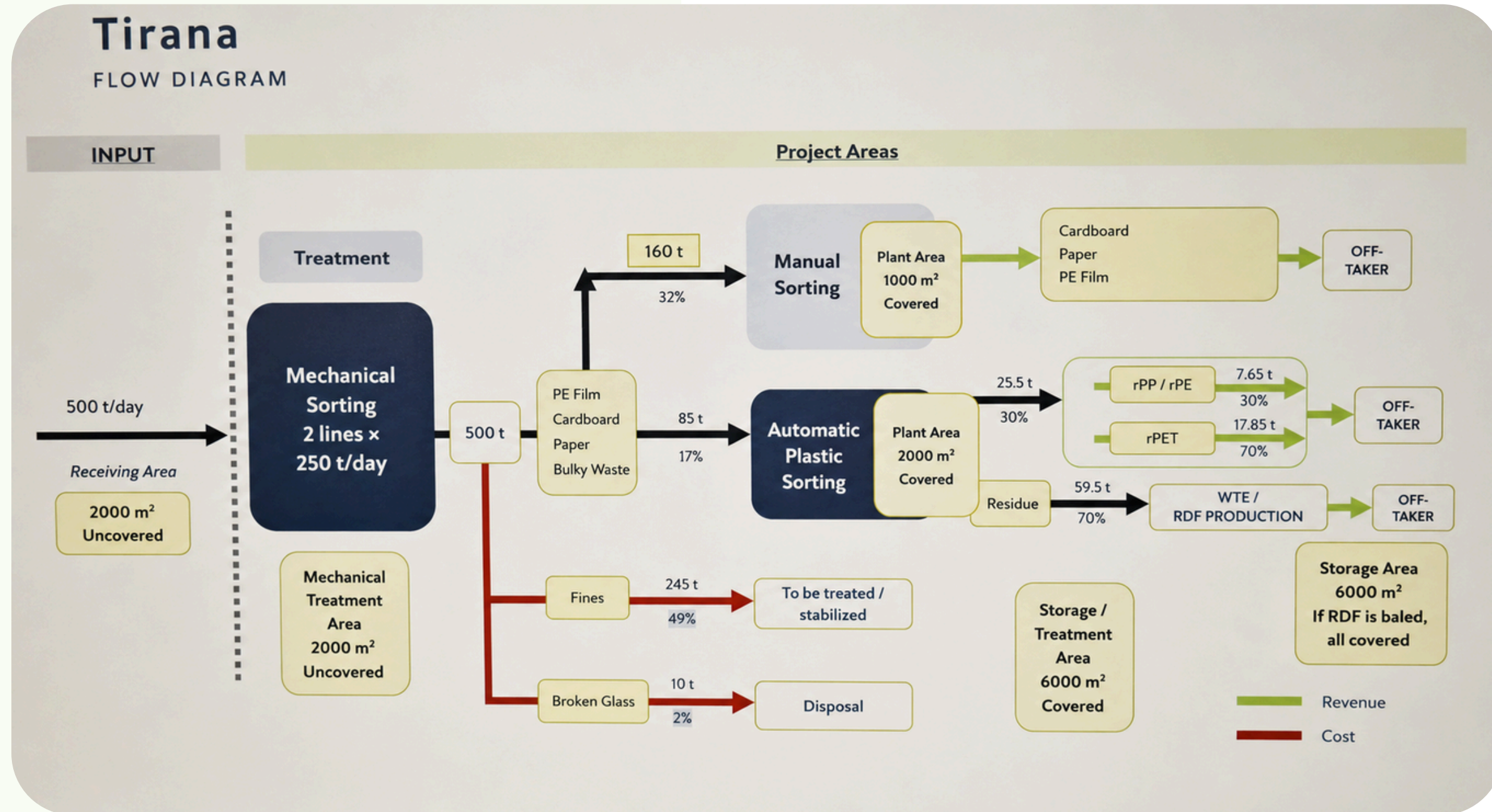
Underground New Technology Waste Containers



Collection of hazardous municipal waste



Eco Mobile
Funded by European Funds





Basilica palladiana Vicenza

Thank you for your attention

Skenderbeg Tirana

Sahati i Tiranës

L'Arena di Verona